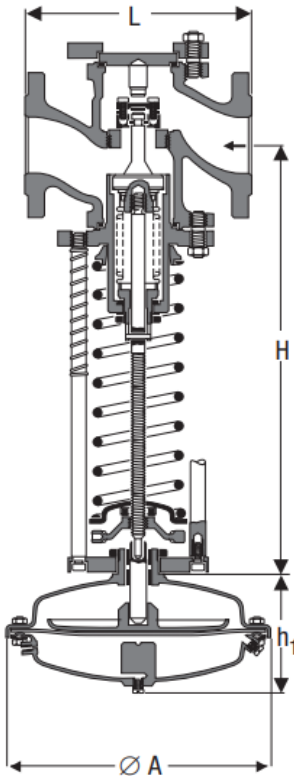
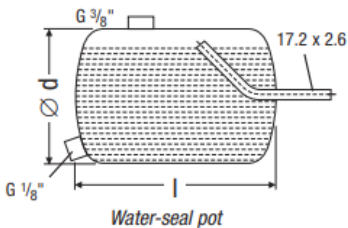


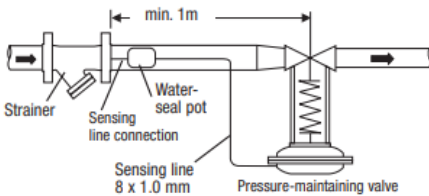
Válvula Sostenedoras de Presión 5610



Pressure-maintaining valve 5610



Water-seal pot



Schematic installation diagram

Application

Type 5610 Pressure-maintaining valve for maintaining upstream pressures independent of downstream pressures for use with steam, gases and liquids.

Design

The pressure-maintaining valve is a self-acting proportional controller with single-seat and balanced valve.

The pressure-maintaining valve consists of a body with internals, bellows, spring, handwheel and actuator. For steam and liquids at temperatures above 100 °C a water-seal pot is required to protect the actuator diaphragm.

Dimensions [mm] and Weights [kg] of Valve Body

DN	15	20	25	32	40	50	65	80	100
L	130	150	160	180	200	230	290	310	350
H	405	405	405	410	425	495	500	590	590
Approx. weight	10	11	12	14	18	23	35	48	70

Dimensions [mm] and Weights [kg] of Actuator

Actuator	A11	A2	A3	A4	A51	B11	B2
Ø A	150	160	195	270	355	150	160
h ₁	90	100	100	120	165	90	110
Approx. weight	2.8	4.5	6.0	4.5	10	3.5	5.5

Dimensions [mm] and Weights [kg] of Water-Seal Pot

Size	l	d	Size DN	Weight
1	206	88.9	15 – 65	1.7
2	172	152.4	80 – 100	4.9

Diagrammatic layout of pressure-maintaining control unit with flash-vessel

